



FROM THE QUARTERDECK

JUNE 2022



LET THE GOOD TIMES ROLL!

The weather is warming up and so is the water. While this past month we have had high winds, high tides, fog and no wind there has been plenty of action at FBYC. Members are coming down to the Club to enjoy sailing,

sharpen their skills and hang out with their fellow sailors. May of 2022 featured a couple of firsts at FBYC.

The First FBYC Spring Invitational, open to all, had 16 offshore boats registered, including five boats in the Cruising Class. The weather was exceptional with Saturday and Sunday sailing events separated by a kicking on-shore Saturday night party organized by Glenn and Becca Doncaster and the crew of Nanuq. Special thanks to PRO Mike Chesser and the Race Committee for two days of spectacular racing. If you missed the fun, well, all I can say is it is not too early to plan on attending the FBYC Fall Invitational. All are invited.

Another first was the participation of the FBYC Melges 15 fleet in their inaugural regatta. Racing was close. Three races and three different boats took firsts, with John Hubbard and crew Bob Fleck taking home the day's honors. It was a great time for all. The fleet invites everyone to be on the lookout for the Saturday evening M15 rallies. Come join the fun and catch a ride, it will put a smile on your face. Or just kick back and enjoy the evening, your fellow sailors and boats sailing on Fishing Bay.

The coming months will offer plenty of opportunities to pursue our beloved sport of sailing. The Junior program will kick off their summer programs with Opti Kids, Junior

Week, and the Junior Regatta. The Cruisers have a full calendar set for the summer and racing will continue with the One Design summer series and the Long-Distance series for Offshore and Cruising Class boats. Make sure you get out on the water.

As we embrace the good times, practicing safe boating habits and good seamanship are important to ensure all of us, our crew and passengers, have an enjoyable and problem free season. Stay safe by being prepared, practicing good judgment, and using appropriate equipment. In the equipment category, you may wish to check your fire extinguishers. A change to US Coast Guard regulations may require fire extinguishers replacement if they are over 12 years old. See the BoatUS website page on Fire Extinguishers for a handy flow chart that walks through the impact of the new regulations. As US Sailing puts it "Seamanship, which is a broader base of knowledge that includes skills of operation, navigation, management and maintenance of a vessel is equally important to safety."

Throughout the season, FBYC offers a range of opportunities to improve or learn new seamanship skills. In May, the Club offered training in small boat sailing, Sailing Level 1 Instructors training and the 2022 Crew Training program. This Crew training program exposed both aspiring and seasoned sailors to FBYC and seamanship. Participants in the program enjoyed very informative virtual classroom sessions followed by three days of on the water opportunities to practice their classroom learnings in both the Offshore boats and the Flying Scot. Very special thanks to Lauren DeSimone and all the volunteers who put this together for 2022. Great job!

For the coming summer, we have reorganized the Sailing School program to be under the direction of the new Waterfront Director, Amanda Almany, to focus on individual and small group instruction for both Adults and

Juniors. It is a great opportunity for anyone who wants to learn to sail or get more experience in small boat sailing. The Sailing School is open to members and non-members so invite that friend who always wanted to sail. Check out Club Boat/Adult Sailing or Junior Program web pages for more details.

One last thought, whether you are a long-time member or new to FBYC, you all recognize it is the people that make the Club. It is you and the time and talent you give that keeps the Club running and puts on the events and activities that we all enjoy. It is easy to join your friends and the ranks of FBYC volunteers. Opportunities are posted throughout the year on the website, in the weekly news, and on Facebook or you can reach out to an event Chair if you have specific interests.

So let the good times roll! Make plans to join your fellow sailors at the Club. Get involved today, volunteer for an activity, get out on the water and invite a friend to share in the excitement at FBYC.

I look forward to seeing you on the water and around the Club. ~ **Joe Roos, Commodore**

FISHING BAY YACHT CLUB – BOARD MEETING May 12, 2022

TREASURER & FINANCE –

K. Stuart Gregory & Veronica Hinkle

1. Middle Dock payments to contractors – we believe there are none outstanding
2. Balance on the Line of Credit at Chesapeake bank has been converted to a Term Loan
3. Line of Credit is still in place
4. Paul Wash continues to work on a revised payment/reimbursement request process
5. Our bookkeeping service now has a way to make payments by ACH
6. The April Treasurer and Detail Transaction report are posted to the website

DIVISIONS & COMMITTEES

LONG RANGE PLANNING – Jason S. Angus

To begin developing baseline in the Long range planning process, Jason has distributed a questionnaire to Board members. Board members were asked

- What are three events/activities you are planning this year
- Identify any areas that require priority attention of flag

- Identify assets that require replacement in next 3 years
- What should the Club consider investing in to improve overall experience
- What major change would you like to see with Club in the next 5-10 years

MARKETING – Karen Soule

FBYC Communications Toolkit is a document with step-by-step instructions for event planning and marketing. Please refer to it when organizing your next event.

Event chairs - whether they are social, educational, junior, cruising or racing - have multiple resources to help manage these events. Our goal in documenting these resources is to:

- Make it easier for event chairs to promote the event, recruit volunteers and collect any required fees
- Provide clear guidelines detailing “who does what”
- Establish timelines to support these events

OFFSHORE & ONE DESIGN DIVISION LT. COMMANDERS –

A. Clark Dennison & Andrew Spencer

I continue to have trouble finding people to volunteer for the social chair position. I have placed notices in the Log, but I am not going to directly contact people to serve in these roles. To my mind, this is something you should want to do, not something you should be put on the spot and quasi-forced to do.

I am grateful to all who have volunteered, but as this is my second year doing this position, I notice that it is the same people who are signing up for social chair positions. With the current trend I am seeing, the BYOB won't be an option during the last part of the season. It will instead be a necessity, as we won't have any socials otherwise.

RACE MANAGEMENT –

Ruthanna M. Jenkins & Stuart Kegan

- Targeting five June/July events to primarily staff with newly trained RC
- Have identified two on-the-boat RC coaches (David Lee and Rick Klein)
- Using SignUp Genius for staffing for all roles except PRO

ONE DESIGN DIVISION COMMANDER –

Richard T. Peterson

- Wrote an “after action” report and posted it on the Web site News page about start of the One Design Spring series on April 30th.

MINUTES | BOARD DIVISION & COMMITTEE REPORTS

Upcoming Activities

- Start the audit on One Design boats stored in the Dry sail lot.
- Re-contact all inactive Flying Scot owners to confirm their intentions for either prepping the boats for the season or gently encouraging them to seek storage elsewhere.

Discussion Topics

- We need some help with finishing up the One Design PRO list. We are short about 3 races.
- We need some help with the remaining One Design Social Event Chairs.
- Brian had done an amazing job of cleaning up the One Design parking, removing unused boats with flat tires, rundown etc. and moving the M15s to the Flying Scot fleet. Some old boats in the Laser yard that need to be removed, in process of working on this.

Also, need an event chair for the annual One Design Regatta and still need a PRO for family regatta

OLD BUSINESS:

Commodore Joe Roos discussed the annual Club update to be held on Memorial Day, Monday May 30th, from 10:00 – 11:00. The objective is to meet with Club members and have a town hall session, Q&A to last about 45 minutes and discuss the following:

Draft Agenda 45 minutes

- Finance – Stuart Kegan/Veronica Hinckle
- Membership – Mary Albany
- Club Management/Facilities – Doug Bendura
- Water side/Sailing Events – Mark Wensell
- Long Range Plan Process – Jason Angus
- Summary - Joe Roos

Include importance of Volunteering, to educate and make this a fun experience for the members.

Doug Bendura gave an update on the SPIA and FBYC Road Repair

- Ready to enter into MOU between FBYC and SPIA re road upgrade project
- Key elements
 - Reserve FBYC's right to review the plan/design and revise amount before construction bid is awarded, based on final project cost and scope.
 - FBYC pay 33% of cost with a cap of \$86k
 - Work is performed at a mutually agreeable time
 - Use same process/financial arrangement for ongoing maintenance
- Request vote on expenditure at next Board meeting

NEW BUSINESS:

Joe Roos discussed the relationship between FBYC and Deltaville Maritime Museum.

- Goal: Strengthen relationship between FBYC and DMM for mutual benefit
- Background
 - Many individuals are members and active in both organizations
 - FBYC and museum have worked together on projects from Opti Nationals to sailing the Explorer
- Some ideas from DMM
 - DMM is looking at putting Explorer back in water
 - Interesting opportunity for some FBYC members to get involved
 - Wright skiff race or small boat cruise/race between FBYC/DMM as fundraising.
- Role for FBYC
 - Follow up with DMM - Active recruiting? organize? publicize?

FISHING BAY YACHT CLUB - BOARD DIVISION & COMMITTEE REPORTS
May 12, 2022

DOCKS CHAIR – David S. Hinckle:

At this point, all boats have been moved to their appropriate slips. We had to move a few using our staff because the owners were unable to move them in a timely manner. I suggest we discuss having a policy that will enable us to charge members a small fee in these types of cases.

We have one slip open at this moment, but I hope to have it leased by the end of this week. We were able to lease the two small slips on the east dock to appropriately sized boats.

Our fixed docks came through the recent weather event with only minor damage consisting of a few loose boards here and there. The new floating docks weathered the high tides with no problems.

We did have a few boats that suffered sail damage due to the high winds last week.

Mr. Roberts and Wildcat were moved to the middle dock prior to the storm and suffered no damage, kudos to Brian for being on top of this.

Our waiting list for slips has been cut down to only 5 or so boats, two of these are catamarans. When talking to potential new members I feel comfortable in saying that getting a slip at the club is not the lengthy process it has been in the past.

MINUTES

SOCIAL CHAIRS – Diane & Carl Simon:

Winter Program – The 3-part ASA instructor led series on Weather were well attended by members and community. Thanks to Karen for the idea and for organizing!

Bermuda High – FBYC partnered with Deltaville businesses as a co-sponsor of the 5th Annual Deltaville Sock Burn and Oyster Roast on March 26 from 3:30-7pm. The event was well attended by the community and by FBYC membership.

Opening Day – Lead by Doug & Jennifer Bendura, the event was well attended and fun for all. Thanks to Eric Perkins for the fabulous entertainment.

Open House Regatta Party – Sunday May 29, 2022 – Lead: Diane & Carl Simon. Band, Caterer, ABC License & Tent rental are in place. Sign up is live and only the Simon’s have signed up. Working with Karen Soule to publicize. Next step is volunteer recruitment.

July 4th Cookout – Sunday July 3, 2022 – Lead: Veronica & David Hinckle

Closing Day – Saturday October 29, 2022 – Lead: Donna & Alex Alvis

Commodore’s Ball – Saturday November 12, 2022 – Lead: Diane & Carl Simon. Bon Secours Training Center has been secured as a venue, catering contract and band reservations are in place.

As of May 2022, Social Chair is budget positive which will help offset increased expenses for Commodore’s ball. Catering contract is 14% higher than 2021. Working with caterer to reduce costs.

GROUNDS CHAIR – Stephen Montgomery:

Prior Month Accomplishments:

Prepared for water meter install
Prepared for pool opening

Upcoming activities:

Water meter install and hook up this month
Pool opening the week before Memorial Day

Discussion topic or areas where you need help:

- The walkway between Fannies and the West Dock is in poor repair. Over the years it has been patched and repaired as the underlining support structure (salt treated runners) has deteriorated. Brian has estimated a cost of \$2,000 to replace. We propose to have staff work on this project as they can get to it this summer. The materials will be purchased to be stockpiled on site.

- The cost of chlorine for the pool has skyrocketed... estimated to be 2.5-3x last year’s cost. Fortunately, we have some left over from last year which should provide 20-25% of what we will need this year. This will cause a major cost variance in pool costs.
- Several members have verbally complained we are blocking off the new sod from foot traffic.... staff is bearing the brunt of it. It will take most of a year to get established with roots that anchor the sod pads to the ground. Walking on it at this time risks its topside growth and risks moving the pads and breaking new roots; especially when on a bank. To protect our investment, we need to keep the traffic off of it this summer and fall.
- We have a person or persons who are doing wheelies and spins in the parking lots at night. Brian will mount a camera to see if we can identify a car and will report it to the sheriff. Please call the sheriff if you should witness this property destruction.

FLEET CAPTAIN – C. Mayo Tabb:

Prior Month Accomplishments:

Racing:

- Received donation from Noel Clinard of complete set of racing flags and signal flags.
- Ordered bag from Latell Sailmakers so we have a complete set when we need to have two separate PRP such as Junior Regatta or AOD
- Found two missing flags so bags are now complete
- Worked with FBYC Staff to install ladder at Dinghy Lift

Upcoming activities:

Racing – Order new Rules Book for Protest panels.

Club Facilities:

- Working with FBYC Staff to get dangerous ladders on FBYC Pier replaced
- Working with FBYC Staff to provide power to Slip 198, repair pump-out, move Mr. Roberts electrical, install cleat on slip 30, install wear strips under gangways.

OFFSHORE RACE CHAIR - Edward J. O’Connor:

Current Month Outstanding PRO deliverables

- We currently have three Offshore events without a PRO. Included in the events are six days of racing (without a PRO)
 - Stingray Point Regatta
 - Fall Series #1
 - Fall Invitational
- Due to Flag and Board volunteers, we are covered through the end of August for PROs

BOARD DIVISION & COMMITTEE REPORTS

Upcoming activities

- Continue the process of contacting PRO candidates for outstanding races
- Keep the OS Commander and Lt. Commander in the loop if I determine there might be some holes in race coverage.

Discussion topic or areas where you need help

- Reach out to the Board to garner suggestions or names of candidates who would be willing to fill in
- Begin the process of rebuilding our cadre of qualified PROs

CRUISING COMMANDER – Scott Sirles:

The Cruising Division's first in-water event starts tomorrow, Friday the 13th. Eight crews have felt lucky enough to sign up for the Friday the 13th Cruise. This captain's choice style cruise will announce its destination at Friday night's planning session at Fannie's. Our next event is the Reedville cruise, June 3rd through 5th, hosted by John and Kara Koedel.

FLEET LIEUTENANT - Kevin Dougherty Hartz:

A recent USCG mandate created expiration dates for fire extinguishers. If an onboard extinguisher is older than 12 years, it is considered expired. With that we have had to replace all the extinguishers on Mr. Roberts and Parker.

I have begun digitizing the operations manuals and revising. We also are considering paint options for the cockpit on Mr. Roberts.

Please contact me if you have any issues questions or concerns about the boats.

TROPHY CHAIR – Jonathan T. Moody:

On Saturday, May 7 I delivered 60 1st place, 56 2nd place, 26 3rd place, 3 4th place, 3 social committee, 2 race committee, and 25 unmarked (to be used for either RC, SC, or as needed) trophies to Fannies House.

GENERAL MANAGER – Brian Ankrom:

The following tasks have been completed since the last Board Meeting:

Division – Category: Task

Docks - Middle Dock: Screw down remaining decking - On hold for electrical contractor

Docks - FB Dock: Screw down decking & install piling caps

Grounds - One Design Parking: Sort parking area & establish space for the new Melges fleet

House - Bathhouse: Repair leaking women's room sinks & run new drain

House - Clubhouse: Replace kitchen refrigerator compressor (Contracted)

House - Clubhouse: Install porch television

House - Spring Clean: Pressure wash building exteriors & deep clean interiors

House - Showers: Replace shower heads

Juniors - Coach Boats: Commission RIB 4 & RIB 5

Juniors - Becca Boat: Replace man overboard switch

Juniors - Opti Ramp: Replace rotten boards & paint with non-skid

Juniors - RIB 2: Repair steering issue

Social - Opening Day: Prepare for & reset facility after Opening Day

MAY COMMITTEE REPORTS

We invite you to view the May Committee Reports at the following website as an appendix to this Log: <https://drive.google.com/file/d/1W4U1vKHpdDNJftUrx1matsZG7XfhwL/view?usp=sharing>



Love seeing our women members scale great heights. Diane Simon on Sonas.

NEW MEMBERS | VOLUNTEERS


APPROVED FOR MEMBERSHIP



Brian & Jean Wheeler –

Deltaville, VA
As a child, Brian grew up lake sailing with his family's Sunfish and Aqua Cat Catamaran. About 15 years ago, the

Whealers purchased a Hobie Getaway and started making visits to the Rappahannock River from Charlottesville and recently decided to make Deltaville their permanent home. Brian and Jean have friends who are members of FBYC and are very interested in expanding their sailing knowledge. They also are eager to participate in and support the Club's activities. Brian and Jean have nieces and nephews and future grandchildren that will take advantage of the Club's youth programs and share their passion for sailing. Brian just completed the FBYC Crew Training Class and he and Jean would like to sail their Hobie at Fishing Bay, and participate in crewing and racing opportunities at the Club. *Sponsors: Lud Kimbrough & Neena Rodgers*



John Wallace & Julie Phillips

– Richmond, VA -
John spent many summers at Fishing Bay in the 70s and 80s sailing a Sunfish. He and his

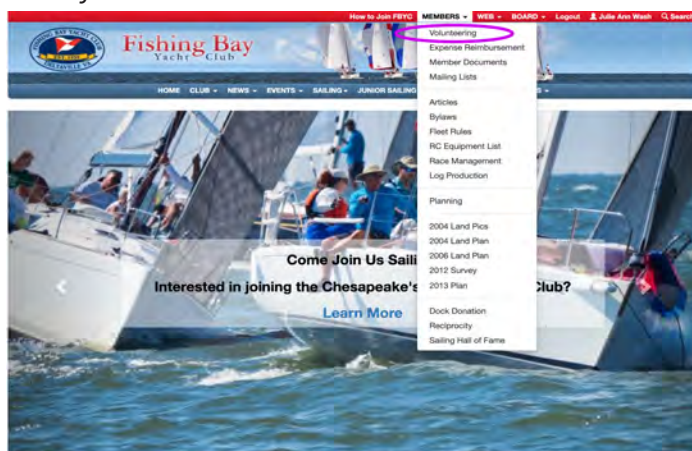
brother, Clarke Wallace, now have access to an 18-foot Cape Dory Typhoon that they plan to keep at FBYC so they can reconnect, volunteer and participate with the community throughout the year to get to know the Club members better and learn more about sailing. John sailed in one race from Bermuda to Marion, RI as "Cook" on the crew of a Baba 40'. John and Julie live in Richmond, so Deltaville is very close and his brother lives in Charleston, so having the boat at FBYC would give them an excuse to spend time together. John and Julie are interested in cruising and day sailing, and would like to volunteer at social, docks and grounds events. *Sponsors: Joe Roos & Mary Almany*



VOLUNTEER OPPORTUNITIES

Looking to volunteer and want to know what opportunities are coming up soon? Go to www.fbyc.net and on the top menu on the Members tab, visit the [volunteering link](#). You can also find volunteering opportunities on the FBYC Facebook page and specific fbyc.net event pages.

Remember, our Club is successful because of the generous gift of time by our members. We ask that all members sign up to volunteer at an event this year! Thank you to all of those who have done so already!



RACING - ONE DESIGN

ONE DESIGN SPRING SERIES 1

Photo credit: Mike Dale



ONE DESIGN SPRING SERIES #2

The fog rolled in early and the winds were light at the launch but were forecasted to improve later. The winds did fill in for a perfect 5-10 kts and we got in 4 races.

We had 12 boats including 2 Club boats registered in 4 fleets: 4 in Flying Scot A fleet, 4 in Flying Scot B fleet, 2 San Juan 21s, and 4 Melges 15s. Two Club boats were skippered by Holly Sears and Bill Kitchens who mentored and sailed with 3 first time racers from the Crew Training program.

Don't have a boat?...it's no problem, the Flying Scot B fleet is a great way to get started. Reserve a Club boat and register to race, or text 434-975-6347 to request to be crew (or if you need crew). The Flying Scot fleet is welcoming and supportive for new sailors.

Bill McClure who sails a San Juan 21 named Thistledown, went out of his way to find Ron Jenkins and thank him for the race committee's performance today and to say that FBYC has one of the most well-organized race committees and well-run regattas of the clubs he goes to. It was good to hear! A huge thank you to all the race committee volunteers who make this happen on a regular basis!

At the awards social, we all enjoyed a delicious spread of chicken tenders, snacks and a home-made cake!





CRUISING | ADULT SAILING



CRUISING DIVISION

After an aptly named Friday the 13th cruise where the cruise leader did not start because of mechanical conditions and none of the remaining boats ventured out on Saturday because of dense fog, the cruising division rebounded with three entries in the new cruising racing class on May 21st.

El Cid, *Gavina*, and *Reveille* raced and the results were *Reville*, first, *Gavina*, second and *El Cid*, third. Dark and Stormies were served in a post-race celebration aboard *Reveille*. We hope to increase our participation in cruising class races this summer.



ADULT SAILING

Endless thanks to social chairs Mike and MJ Tom; skippers and coaches Holly Sears, Joe Nelson, and Tracy Swartzchild; and tractor and safety boat driver Eric Perkins for stepping forward to make the May 2022 festival an awesome success.

This intrepid group registered for the May 2022 festival despite the ominous weather forecast. An interactive review of Adult Sailing offerings and sailing fundamentals concluded in time to see the rain cease and the fog lift. Boats anchored overnight joined us as we prepared & launched boats.

Those in our Adult Sailing program joined their skippers for customized, private training and to complete a "check sail" to enable unlimited access to club boats for the season. We accommodate skill levels from pure beginner through intermediate racer (yes, you can learn spinnaker skills).

We feasted on grilled burgers & dogs with all the fixings at the social after the sail. We measure our success in smiles. The photos tell all.

Register for the next fun sail and training event at: <https://www.fbyc.net/events/2022/220702-training-adult-sail-training/>

Volunteer for the Next Event: Please contact Ron Jenkins for more information and to volunteer!



FBYC JUNIOR REGATTA JUNE 25 & 26



Sign your junior sailors up now for a great event! Early registrations will help us with planning:
<https://www.fbyc.net/events/2022/220625-junior-junior-regatta/>

Please volunteer to help at the regatta:
<https://www.signupgenius.com/go/5080c4fa5aa2ba4ff2-20222>

Questions? Contact Event Chair: **Steve Utley** sutley2525@gmail.com



BOAT RAMP CLOSURES

For the safety of our youngest sailors, the boat ramp will be unavailable for member use during the operating hours of Junior Week (June 20-24) and the Junior Regatta (June 25-26). We apologize for the inconvenience. If you have questions or concerns, contact **Mark Wensell** mark.wensell@gmail.com.

OTHER NEWS AND NOTICES



ARTS ON FISHING BAY

Longer tenured FBYC members will recall the wonderful spectacles of spinnaker filled horizons, the festival of land based events, and multiple nights of dining and charity auctions that comprised the Leukemia Cup Regatta. Alas, the Southern Bay LCR met its demise more than half a decade ago, but lingering memories of the excitement and sense of community that it fostered still abide. One of the more unique of the LCR events was Arts on Fishing Bay, a Friday evening marine art exhibit and sale held at our main clubhouse and featuring a variety of local artists and artisans.

To recapture the spirit of that event we are initiating a new art exhibit on the second floor of the main clubhouse. Fellow club member Stella Jones is our inaugural artist. When you next visit your club, come see Stella's exquisite display of marine watercolors featuring scenes you will recognize.

Arts on Fishing Bay is a rotating exhibit featuring the talents of FBYC artists and artisans. To participate by exhibiting your own portfolio of marine related arts or crafts, contact FBYC Historian **George Burke**, gwburke3@gmail.com or (804) 516-8600.



FBYC SAILORS EARN US SAILING LEVEL 1 SMALL BOAT INSTRUCTOR CERTIFICATION

On the hot and windy weekend of May 21-22, nine students came to FBYC prepared to be tested on their skills in order to earn the USSailing Level 1 Small Boat Instructor certification. The class emphasizes classroom and on-the-water teaching techniques, risk management, safety issues, lesson planning, creative activities, ethical concerns, and sports physiology and psychology, according to the USSailing website.

All candidates had to complete a 10 day online portion, obtain Life Guard and First Aid certification, complete an online teaching sailing fundamentals webinar, study all the materials, and prepare a lesson with land drill, chalk talk and practical exercise to be critiqued by the instructor. And the instructor was none other than club member, Arn Manella. Among the instructor candidates were Joshua Bendura, Jack Cabell, Mae Wallace Angus, Eleanor Patterson, John Thomas Mason, and Josh Almany.

We are proud of these FBYC members for completing the training and helping make the Club safer for everyone.



OTHER NEWS AND NOTICES



GOOD AND BAD PRACTICES FOR POWER PEDESTALS BY MAYO TABB

The floating docks have power pedestals adjacent to each boat slip. There are 125v30a twist lock receptacles for slips 2-14 and 101-114 and 125v50a twist lock receptacles for slips 26-32 and 116-132. The Middle Dock has GFI breakers located on the back of the power panel versus the earlier East Dock design that located the GFI in the power pedestals. If the GFI breaker trips when plugging in your boat, you have a ground fault that must be corrected for your and your neighbor's safety before you can use the power. They detect 0.030 amps leaking into your boat's ground or sea water. The GFI are very sensitive to water and especially salt water in the power cords so care must be taken to prevent this.

Power cords are the traditional style with locking rings or the EEL type that have a yellow and black cover. The specific adapter you need depends on the wiring of your boat. They are available locally or can be ordered at Hurds, West Marine or Amazon.

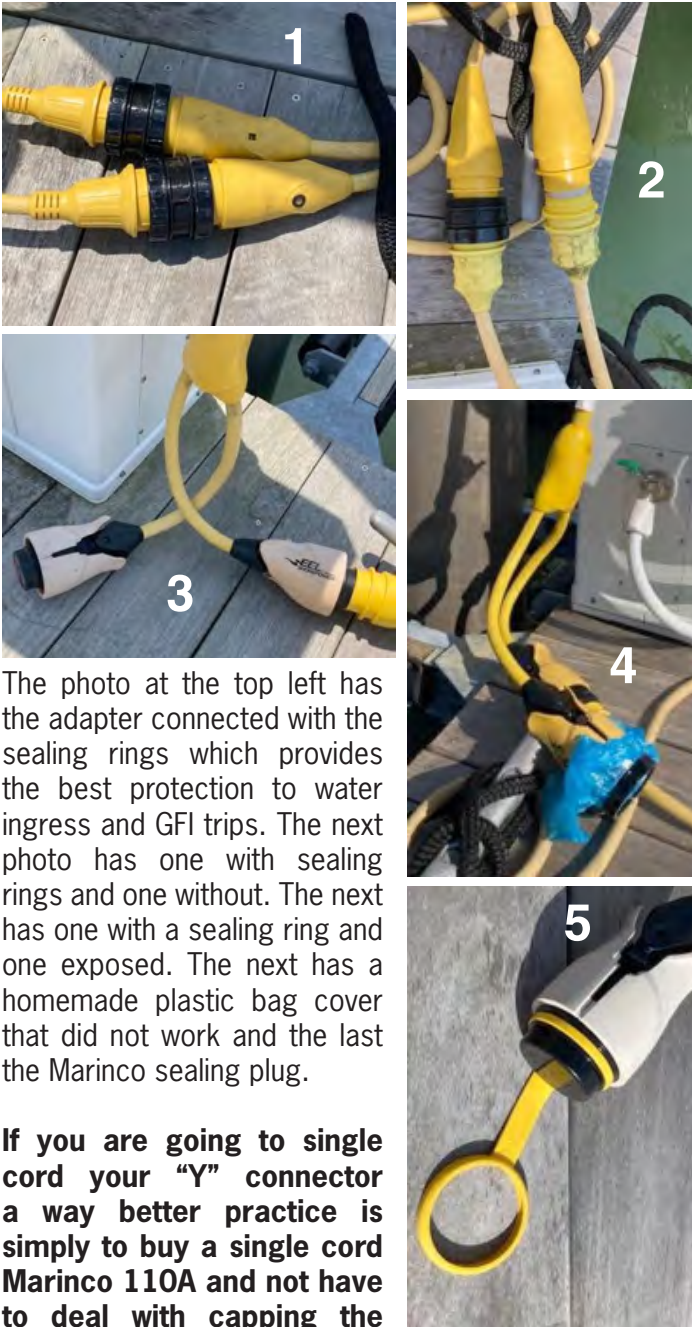
If you are on slips with a 125v50a receptacle you will need an adapter. The most common is a single 125v30a power cord. You need Marico 110A or P503-30 (EEL) which are 125v50a male to 125v30a female adapters. Hurd's now stocks the Marico 110A.

The second most common adapter is dual 125v30a power cords. You will need a 125v50a "Y" adapter that "flags" **only** one of the prongs and is Marico part number 152AY or Y5093-2-30 (EEL). It is also stocked at Hurd's along with the 152AY which has two "flags" on the terminals and will not work on the FBYC power pedestals



If you accidentally drop the end in salt water, the best practice is to immediately dunk it into fresh water to get the salt out and thoroughly let it dry before use. When left on the pier, salt spray accumulates on the exterior and if the sealing rings are not used, a rain shower (or high humidity) can cause the salt to enter the interior causing the same problem.

OTHER NEWS AND NOTICES



The photo at the top left has the adapter connected with the sealing rings which provides the best protection to water ingress and GFI trips. The next photo has one with sealing rings and one without. The next has one with a sealing ring and one exposed. The next has a homemade plastic bag cover that did not work and the last the Marincio sealing plug.

If you are going to single cord your “Y” connector a way better practice is simply to buy a single cord Marincio 110A and not have to deal with capping the unused cord. Keep the dual Y adapter dry and reduce the exposure to salt ingress that will require its replacement, saving it for the time you need extra power.

The European safety laws prohibit an exposed cord like the middle photo and Marincio makes a cap 119110 for that purpose. As it is not required under US law, finding or ordering it is hard in the US. One of our members found it as I was able to get the below photos. The only place I have found it is Amazon and it sells for \$18. The Amazon listing is “Marincio (199110PK Connector Cap, 32A/50A for Boat, 7715CRN Export”.



The power pedestal's GFI breakers for the Middle Dock are located back in the power panel versus the earlier East Dock design that located the GFI in the power pedestals. The breaker in the East Dock pedestals and East and Middle Dock power panels follow the traditional US protocol where Red is tripped or off. To reset these, you must first turn them to the “Off” position before moving to the “On” position.

The breakers in the Middle Dock power pedestals follow the International EAC standard where red is danger/energized so that is the “On” position and green is safe/de-energized or “Off”. Basically the color coding is exactly opposite between the two standards but we are moving to the European/International standard.

OTHER NEWS AND NOTICES

Two of the power pedestals have a second plastic hose hanger for the life rings that need to be on the inside of the dock for easy access. For those two pedestals, you will need to store any hoses on the second outside holder. The holders are for lightweight hoses and will not support heavy power cords as shown in the middle photo. The plastic and the stainless steel hose holder are attached to the plastic power pedestals with simple sheet metal screws tapped into the plastic side. If heavy weights are used, we run the risk of cracking or damaging the power pedestal so try to use light duty hoses and no heavy duty hoses and definitely no heavy power cords as shown in the second photo.



The circular cable holder is a neat way to store an excessively longer cable. Also, **if you have a short run you may want to buy a shorter cable for use in your slip.** Marincos makes 30a cords in 12 and 25 foot lengths in addition to the normal 50 footers.

When you connect and disconnect: the last connection made is at the power pedestal and the first connection removed is at the power pedestal. **NEVER** disconnect the power cord at your boat and leave it on the dock plugged into the power pedestal. If the energized cord were to be knocked into the water and someone reaches down to retrieve it, they could be seriously hurt or worse as electricity and saltwater don't mix. When the cord is left on the dock it **always must be disconnected from the pedestal.** The circuit breaker in the power pedestal is for equipment protection **only** and is not a switch for **turning off** your power and leaving the cord attached.

Should you leave your power cord plugged in when you are not aboard? The reasons for keeping it plugged in are battery charging, running an air conditioner and running a refrigerator. A modern AGM battery can go 6 months without a charge and traditional Lead acid for 90 days so leaving them on charge provides no benefit. Club rules prohibit leaving the AC running when you are not on the boat or away for more than a day. Lastly, leaving the refrigerator on or backing up an automatic bilge pump may be important to some but balance that against the risk to your boat.

Now for disconnecting when away from your boat, which is what I do. When you are plugged in, you have connected your boat's ground, prop, prop shaft and zincs to all your neighbors via the green ground wire and if any of them have an electrical issue your equipment is at risk and your zinc is protecting their boat and thus your zinc corrodes way faster. Galvanic Isolators provide protection from dissimilar metal corrosion and low level ground currents. The early Galvanic Isolators were prone to failing in an unsafe mode but current models that meet ABYC A-28 and/or carrying a UL label are of a fail-safe design.



OTHER NEWS AND NOTICES



**CELEBRATE THE JULY 4TH
AT FBYC**

There's no better place to celebrate our nation's birthday than at FBYC and we have the perfect event for families, singles, cruisers and racers alike. But you'll need to show up a day early on Sunday, July 3.

The day kicks off with our long distance race and is open for any boat (except Optis) under 24 feet. The skippers meeting begins at 1130 with first gun at 1300. Boats race around government marks up and down the Piankatank and will all be handicapped.

The clubhouse "Bar and Grill" opens at 1700 with a casual cookout of burgers, brats and dogs along with sides and loads of desserts. BUT YOU MUST SIGN-UP IN ADVANCE ONLINE! Music and yard games will entertain everyone throughout the rest of the day.

Go to fbyc.net and sign-up for the race AND the cook-out by June 30 to take advantage of early bird discounts. See you there!

Outlook on Fishing Bay, Just Listed



- "Outlook on Fishing Bay" just listed at \$1,200,000. Located in the heart of the Bay, just minutes from the Fishing Bay Yacht Club.
- Upside down style home complete with private dock on rare deep water (6 ft+), slip for 50 ft yacht + 10K lift and a wide sand beach.
- Relaxed, welcoming vibe awaits inside with heart birch floors, stainless steel appliances, breakfast room with banquette, spacious great room with dramatic vaulted ceiling, high windows and handsome stone fireplace.
- Light-filled sunroom, with fabulous Fishing Bay views, spans the entire home and leads to a lovely lawn
- Enjoy memorable sunset from your Adirondacks, or dine alfresco on the stone patio, all just steps from the water.
- Sleeping space galore with two first floor bedrooms, and additional guest accommodations on level two, including bedroom #3 and an appealing loft suite plus multiple attic storage spaces.
- Garage with high ceiling offers ample storage for autos, equipment, and water toys.
- NO Flood Zone
- Properties with this LOCATION and this VIEW rarely come along.

SOLD IN 3 DAYS!

Neena Rodgers, Realtor, ABR
804-436-2326
neena@rogersandburton.com
www.RodgersandBurton.com

Rodgers & Burton
DISTINCTIVE WATERFRONT HOMES

 **IsaBell K. Horsley**
Real Estate, Ltd.

804-776-9898

info@dycboat.com



CHESAPEAKE YACHT SALES



2022 True North 340E On Site!

2004 Albemarle 24' \$45,000

VOTED 'BEST PLACE TO BUY A NEW BOAT'



Sell or Buy with CYS!
List Your Boat with us!
www.dycboat.com



2000 Grady White 30' \$68,000

1988 Trojan 32' \$24,900



NEW OR USED BOATS
Price Reductions May Occur
All Pricing Valid 5-24-22



FBYC TRADEWINDS

ONLINE CLASSIFIEDS:

www.fbyc.net/classifieds/ or go to Webtools then Classifieds to view or place an online classified ad.

FOR SALE: Mercury Outboards for Sale. Both are like new or very low hours. Maintained by Sword's Marine. 5 HP 2015 & 6 HP 2021. Asking \$1,600 for each. Richard Rodgers 804-436-5295 or 804-776-9143. Lives just down the road from the Club.

FOR SALE: Slide Moor Boat Docking System for boats up to 35 ft 18 in slides & 8 ft rails. Boat floats up and down with tide. No line adjustment required. Mounts on two pilings. Costs \$1,998.00 plus tax. Asking \$1,500. Richard Rodgers 804-436-5295

FOR SALE: Racing Opti for sale. Contact Mark Wensell for details: mark.wensell@gmail.com

FOR SALE: 5 HP Mercury, 4 stroke, long shaft outboard motor with fuel tank and dolly \$525. Contact: jim.snowa@gmail.com

FOR RENT: Spacious Stove Point cottage on Fishing Bay. 4 BR, 3 full baths, plus detached guest house with bedroom and full bath. Pool and new dock, magnificent sunsets! \$1800/wk, plus \$100 cleaning fee; \$6500/month. Contact Nancy Potts: 860-767-2991 (home), 860-395-6451 (cell), email: nancy.potts48@gmail.com

FOR RENT: Jackson Creek Harbour Condo for rent - 1st Floor Flat (All one level), 2 bedrooms-large King and Twins/2 baths; Open kitchen, living room and dining room; Screened-in porch with views of Jackson Creek. Pool and Dock slip included; \$1100/week May-September. Perfect for 2 adults and 2 kids. 5 people max. vickieblanchard@comcast.net

FOR RENT: Jackson Creek Harbour Condo for Rent - 3 Bdrm Townhouse waterfront condo, 2 Qns, 4 Bunks, 2 1/2 baths, fully equipped, CATV, Wifi, Pool, Tennis Ct; \$1100/wk. Noel Clinard 804-338-4066.

FOR RENT: Main House at Rosegill. FOR RENT: Main House at Rosegill. 5 BR house on large farm at Urbanna with pool, dock, beach and great walks. High speed internet. Four night minimum rentals through VRBO at www.vrbo.com/833711 or call Strother Scott 804-405-5999

FOR RENT: Waterfront Property Overlooking the Chesapeake Bay and Piankatank River. Magnificent views! Located near Stingray Point on a private 1-acre lot with a sandy beach and a dock. 4 Bedrooms, 1 full bath. 2 bedrooms with King beds, 1 bedroom with 2 bunk beds. Guest house with 2-twin beds. Living room, laundry room and newly renovated, state of the art kitchen. Access to 2 kayaks, a Sunfish sailboat, life jackets and 3 crab traps. Deck with grill and picnic table. Clean linens provided, W/D, heat/air-conditioning, Wi-Fi, cable. \$2,300/week. \$300 deposit. \$125 cleaning fee. Please contact Greg Ullmann 410-207-7751 (cell) or gregullmann@yahoo.com.

More classifieds available online at <https://www.fbyc.net/classifieds/>



"Believe me, my young friend, there is nothing-absolutely nothing-half so much worth doing as simply messing about in boats." ~ Wind in the Willows



sails

Deltaville, VA

Hampton, VA

804-776-6151

info@latellsails.com

www.latellsails.com

Quality, Design, Craftmanship, SERVICE



Evolution Sails Chesapeake Bay
Deltaville, Hampton
latellsails.com